

KELTIC S E R I E S




Providing the widest selection of quality vinyl and aluminum window & door products.

**INTERNATIONAL
WINDOW**

KELTIC DOOR SERIES

This series is available in multi-slide, pocket doors, 90° corners and custom configurations. All of the door panels easily collapse together, giving you the option to create an opening as large as you can imagine. With quick lead times, quality manufacturing, and a name like International Window... the Keltic Door Series can fill just about any opening.



Discover the advantages of our Keltic Door Series

1 to 4 Track One Piece Extrusion – extruded in one piece with the ability to attach more tracks to add an unlimited number of panels. The possibilities are only up to your imagination. Every unit will utilize a stainless steel track that our **Roll-Xtreme** roller will glide smoothly on every time. All stainless steel tracks are removable and replaceable. Our track system gives you the peace of mind of stainless steel...yet allows you to replace a unit if it ever becomes damaged.

Hardware – we took every detail into consideration. Our handle is subtle yet functional. The handle color is satin brushed nickel, and is recessed into the panel. The lock is a multipoint locking system to provide added security. All doors come with a standard external keyed locking system.

Roll-Xtreme 3" Rollers – features precision stainless steel ball bearings. These bearings enable the large panels to glide effortlessly and handle the larger sized panels.

Colors – we offer 4 stock finishes. **Class 1 Bronze Anodized, Class 1 Clear Anodized, Kynar White and Kynar Mojave Beige Paint.** We are proud to offer these four colors standard to keep lead times at a minimum. Additional finishes available by request.


Frame – Multi-Slide and Pocket Doors are Block Frame

Glass – the 7880 doors come standard with an energy efficient 1" glass unit. Glass units are manufactured with 1/4" tempered glass and a dual seal technology offering the most efficient unit with the promise of IG Unit dependability for years to come. Spacer available in bronze or silver.


Above Grade Sills Pans (Standard 3/4" Full Pan System) – we offer a wide variety of drainage pans with custom heights available. Sill pans are included with flush mount sills.

Available in a fixed Picture Door

Motorized Door System



Available in Motorized Door System – designed to open large doors with the touch of a button. This product is intended to work with a variety of door sizes, styles, and configurations. With automatic doors, homeowners can easily take advantage of their stunning views and incredible weather. Automation is available for all of our Multi-Slide Series.



Flush Mount Track

Each Track Width is 1 15/16"



Recessed Track

Each Track Width is 1 15/16"

1 to 4 Track One Piece Extrusion (Up to 4 tracks, all in one extrusion) – extruded in one piece with the ability to attach more tracks to add an unlimited number of panels. The opportunities are endless. (Flush Mount Only)

KELTIC Multi-Slide Door System



XXXO

MULTI-SLIDE CONFIGURATIONS AND SIZES

Our Multi-Slider allows you to configure any number of rolling and fixed glass panels to meet your specific design requirements. Fixed Picture Door also available to compliment your door.



KELTIC 7800 Pocket Door System



XXX 90° XXX

KELTIC 7800 POCKET DOOR SYSTEM

With the *Pocket Door* ... all of the door panels easily roll into the pocket giving the appearance of a totally open space.



Pull Handle – Flush mount easy grip rotating pull handle in the lead stile is a standard feature of the Pocket Door System

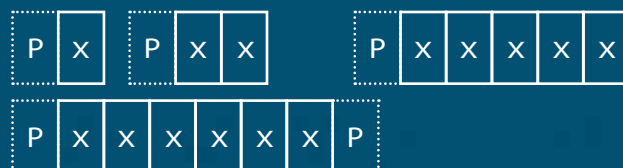


KELTIC 7800 POCKET DOOR SYSTEM

KEY FEATURES

- Standard pocket covers conceal the panels when in closed position
- Door systems are designed using Architectural Grade Aluminum
- Offered with surface mount sill or recessed sill. Recessed available in either 1" or 1 1/2"
- Stainless steel track caps standard
- Recessed locking handle with multi point locking system - keyed entry standard
- Removable stainless steel tracks standard
- Flush mount easy grip rotating pull handle in the lead stile
- Available in Motorized Door System with the touch of a button to open large doors
- Exterior ramp included, interior ramp can be added
- All Stainless Steel Roll-Xtreme 3" diameter wheels
- Stainless steel fasteners

Sizes – in an effort to make these doors the finest in the industry...we have engineered the 7800 Series with all the necessary components to make our product one of the best in the Industry. Our standard panels range from 3' to 6' wide and up to 12' tall. The possibilities are endless...and with the ability to get custom sizes...there is no opening we can't fill.



KELTIC VIEW 7801 Multi-Slide Door System

Welcome your outdoor living space into your home with our Keltic View 7801 Multi-Slide Door System. With narrower sidelines and 2 3/4" stiles, you'll enjoy all of the same benefits and high quality of our standard Keltic Multi-Slide or Pocket Door, but with more of a view.





Flush Pull Handle - View from inside


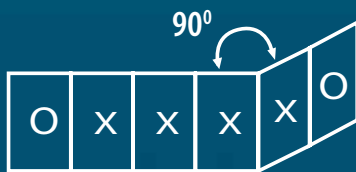


Flush Pull Handle - View from outside

KELTIC VIEW 7801 MULTI-SLIDE DOOR SYSTEM

KEY FEATURES

- Narrow siteline and Flush Handle
- 2 3/4" lock stile
- 1 15/16" each track width
- Door systems are designed using heavy-duty Architectural Grade Aluminum
- Offered with surface mount sill or recessed sill. Recessed available in either 1" or 1 1/2"
- 1 7/8" Stainless Steel Roller standard or Optional Roll-Xtreme 3 inch diameter wheels with heavy duty bearings
- Heads, jambs and surface sills are available in 1,2,3,4 tracks in a single extrusion
- Available in staggered recessed track system
- Stainless steel track covers standard
- Recessed locking handle with multi point locking system
- Stainless steel fasteners
- Available in Motorized Door System operate large doors with the touch of a button.



KELTIC Sliding Glass Door

KELTIC 7620 Series LC25 | KELTIC 7622 Series LC35 | KELTIC 7720 Series CW 40




KELTIC SLIDING GLASS DOOR

The Keltic sliding door offers a slim design with a strong, rigid patio door that creates the perfect passageway between your home and the outdoors.



Upgrade to Roll-Xtreme for better performance

- 3 inch diameter wheels with heavy duty stainless steel bearings



**Residential
Patio Door Roller**

**Keltic 7600
Door Roller**

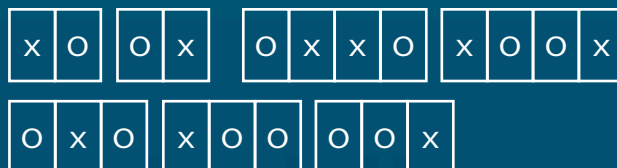

Roll-Xtreme Roller

Features	7620 FIN or 7680 Block	7622 FIN or 7682 Block	7722 FIN or 7782 Block
Rating	LC25	LC35	CW40
4 1/2" Frame	OPT	STD	STD
5 7/8 Frame	STD	OPT	OPT
1 5/8 Sill Height (5 7/8 wide)	STD	N/A	N/A
2" Sill Height (4 1/2 wide)	N/A	STD	N/A
3" Sill Height (4 1/2 wide)	N/A	OPT	STD
Multi Point Hardware Standard	STD	STD	STD
1 13/16 Roller	STD	N/A	N/A
3" Roll-Xtreme Roller	OPT	STD	STD
Standard Low-E Glass	STD	N/A	N/A
Standard 1/4" Low-E Glass	OPT	STD	STD

KELTIC SLIDING GLASS DOOR

KEY FEATURES

- 4 1/2" or 5 7/8" Nail Fin or Block Frame
- 1 7/8" Steel Roller or Optional Stainless Steel Roll-Xtreme 3 inch diameter wheels with heavy duty Stainless Steel Bearings
- Stainless steel track cover standard
- 1 5/8", 2" and 3" Sill
- Recessed locking handle with multi point locking system - keyed entry standard



KELTIC 7080 Hinged Door



KELTIC 7080 HINGED DOOR

KEY FEATURES

- Frames: 1" x 4½" / Panels: 2¼"
- Thermally-Broken
- One inch O.A. glazing
- Fixed Sidelights
- Outswing and Inswing
- Heavy-duty hinges
- Stainless steel multi-point hardware standard
- Finishes: Clear Anodized and Bronze Anodized finishes standard. Other finishes available
- Available in Fixed Picture Door to align and compliment your operable product



Hardware

Multi-point Hardware — complete with stainless steel handle with a one inch dead bolt for maximum security. *(Optional keyed locks are available)* Hinges available to match door finish.



KELTIC 7223 - Thermally Broken Aluminum Windows Hinged Windows

Keltic 7223 Hinged Windows

Available:


- Casements
- Hoppers
- Awnings
- Fixed windows

Visit www.intlwindow.com for additional technical information

Key Features:

- Push out Casement
- Push out Awning
- Pull down hopper
- Thermally broken frame
- 1" glazing standard
- All have standard cam locks
- Friction hinges
- 2 1/2" frame and sash
- 1" fin offset
- Foam weatherstripping throughout
- Each Corner reinforced with two 5/16" thick corner keys
- 1/2" glass penetration
- Combination units are available in single perimeter frame
- Outside glazing standard. Inside glazing available

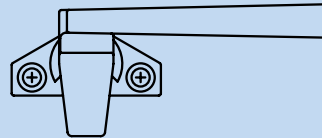

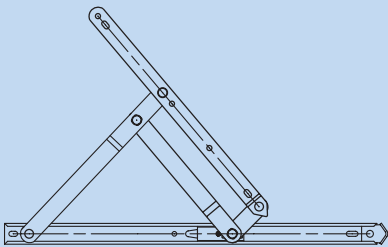




The Keltic 7223 Series Commercial Hinged Windows

Casements • Awnings • Hoppers • Fixed windows

The Keltic 7223 Series Commercial Hinged Windows utilize top-of-the-line “Heavy Duty 4-bar Friction Hinges” which ensures smooth operation. These windows also feature the AZON’s MLP™ (Mechanical Lock Profile) thermal break total design system to improve thermal performance. When energy efficiency and optimal ventilation are a priority, the 7223 is perfect for your next residential or commercial property project.



Heavy Duty Friction Hinges

The Heavy Duty Friction Hinges have been designed to be used for residential or commercial projects.



**INTERNATIONAL
— WINDOW —**

**Northern California
1.800.624.0990**

**Southern California
1.800.477.4032**

Visit our website at www.intlwindow.com